

Quick statistics

Survey 627188 'BSD District Climate Survey: Staff'

Results

Survey 627188

Number of records in this query:	301
Total records in survey:	301
Percentage of total:	100.00%

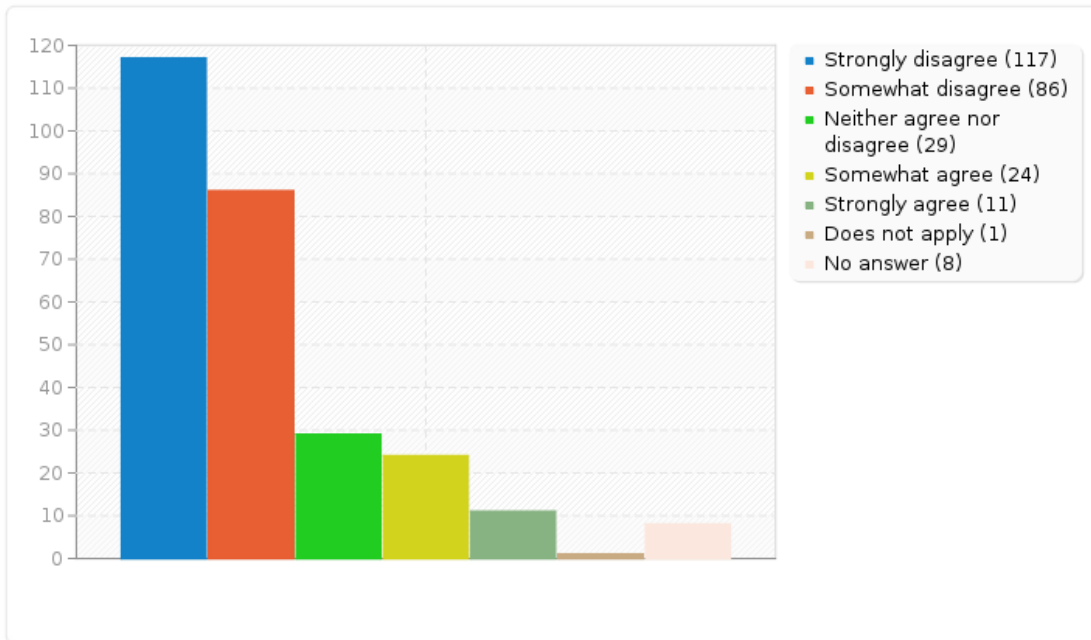
Field summary for A1

The district administration is fair in the way they allocate resources.

Answer	Count	Percentage
Strongly disagree (1)	117	42.39%
Somewhat disagree (2)	86	31.16%
Neither agree nor disagree (3)	29	10.51%
Somewhat agree (4)	24	8.70%
Strongly agree (5)	11	3.99%
Does not apply (0)	1	0.36%
No answer	8	2.90%

Field summary for A1

The district administration is fair in the way they allocate resources.



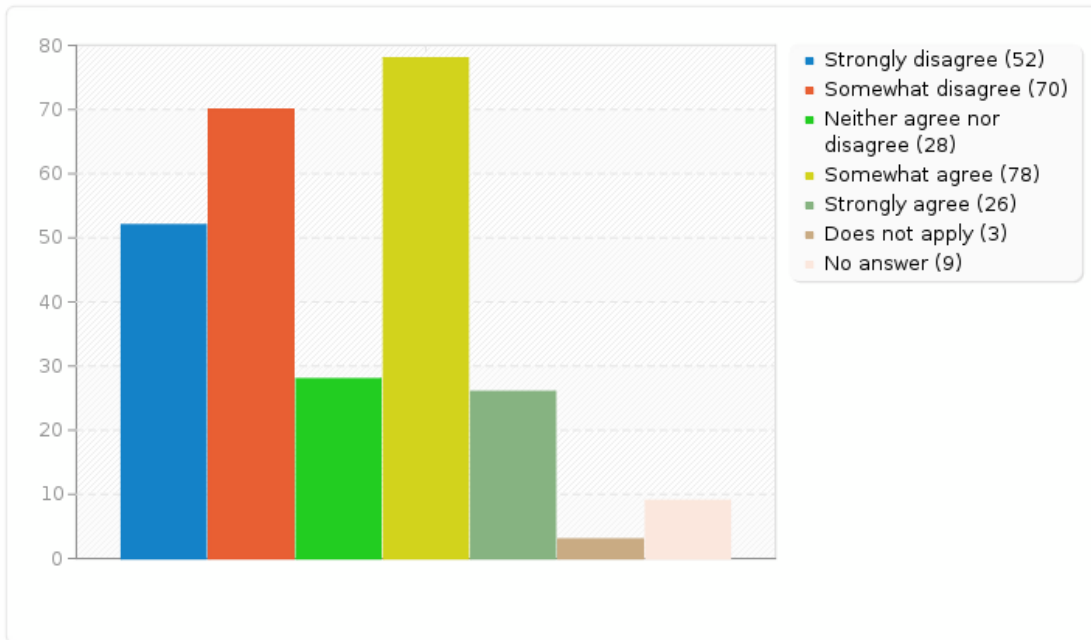
Field summary for A2

The district administration provides teachers and staff with opportunities to work together collaboratively.

Answer	Count	Percentage
Strongly disagree (1)	52	19.55%
Somewhat disagree (2)	70	26.32%
Neither agree nor disagree (3)	28	10.53%
Somewhat agree (4)	78	29.32%
Strongly agree (5)	26	9.77%
Does not apply (0)	3	1.13%
No answer	9	3.38%

Field summary for A2

The district administration provides teachers and staff with opportunities to work together collaboratively.



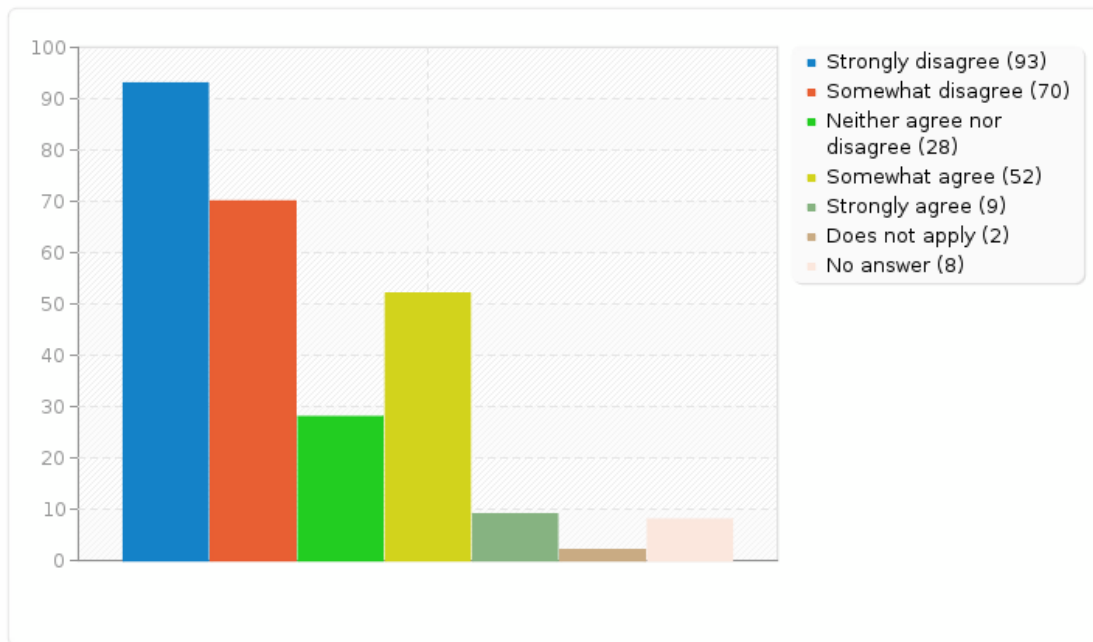
Field summary for A3

In this district, we teach ways to resolve disagreements so that everyone can be satisfied with the outcome.

Answer	Count	Percentage
Strongly disagree (1)	93	35.50%
Somewhat disagree (2)	70	26.72%
Neither agree nor disagree (3)	28	10.69%
Somewhat agree (4)	52	19.85%
Strongly agree (5)	9	3.44%
Does not apply (0)	2	0.76%
No answer	8	3.05%

Field summary for A3

In this district, we teach ways to resolve disagreements so that everyone can be satisfied with the outcome.



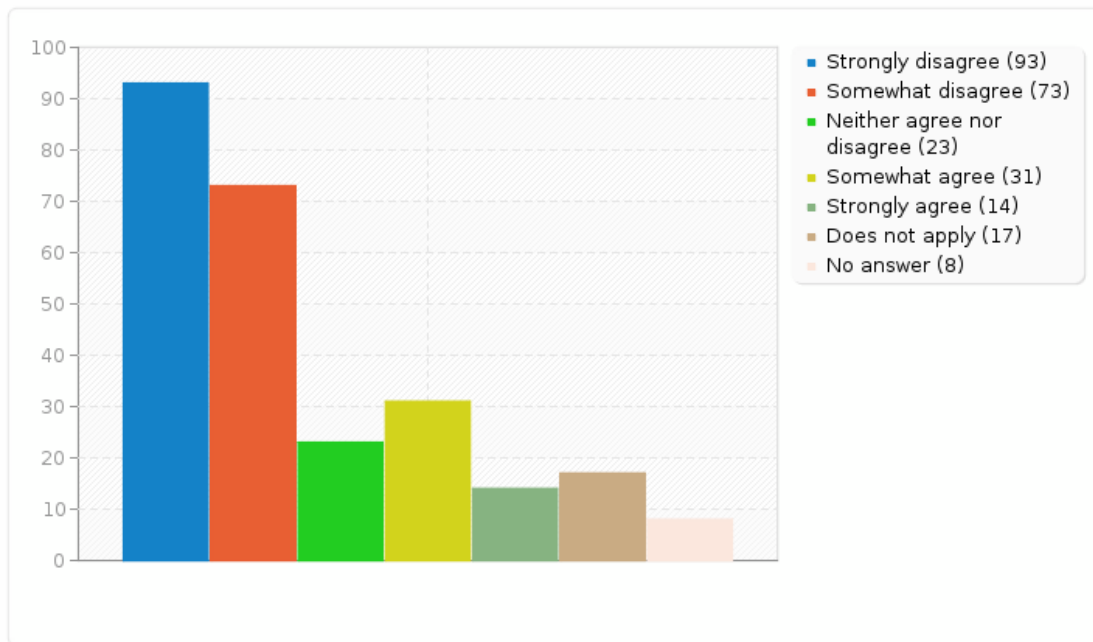
Field summary for A4

The district administration puts enough resources (for example, funds, time, etc.) into curriculum and instructional development.

Answer	Count	Percentage
Strongly disagree (1)	93	35.91%
Somewhat disagree (2)	73	28.19%
Neither agree nor disagree (3)	23	8.88%
Somewhat agree (4)	31	11.97%
Strongly agree (5)	14	5.41%
Does not apply (0)	17	6.56%
No answer	8	3.09%

Field summary for A4

The district administration puts enough resources (for example, funds, time, etc.) into curriculum and instructional development.



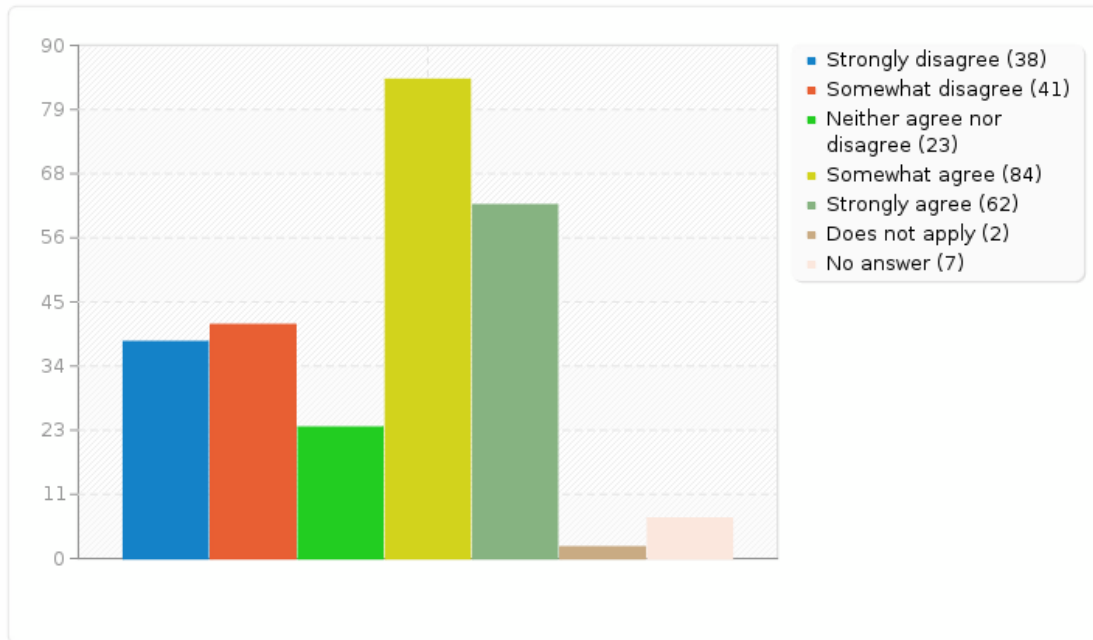
Field summary for A5

Adults in this district generally act with student's best interests in mind.

Answer	Count	Percentage
Strongly disagree (1)	38	14.79%
Somewhat disagree (2)	41	15.95%
Neither agree nor disagree (3)	23	8.95%
Somewhat agree (4)	84	32.68%
Strongly agree (5)	62	24.12%
Does not apply (0)	2	0.78%
No answer	7	2.72%

Field summary for A5

Adults in this district generally act with student's best interests in mind.



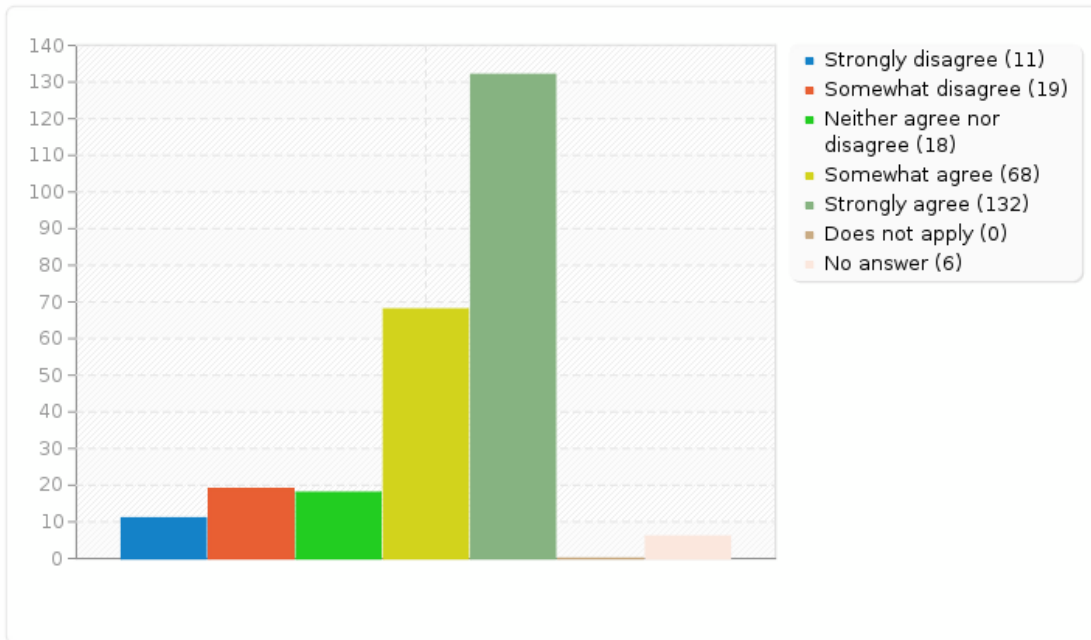
Field summary for A6

This district welcomes and accepts people from diverse backgrounds.

Answer	Count	Percentage
Strongly disagree (1)	11	4.33%
Somewhat disagree (2)	19	7.48%
Neither agree nor disagree (3)	18	7.09%
Somewhat agree (4)	68	26.77%
Strongly agree (5)	132	51.97%
Does not apply (0)	0	0.00%
No answer	6	2.36%

Field summary for A6

This district welcomes and accepts people from diverse backgrounds.



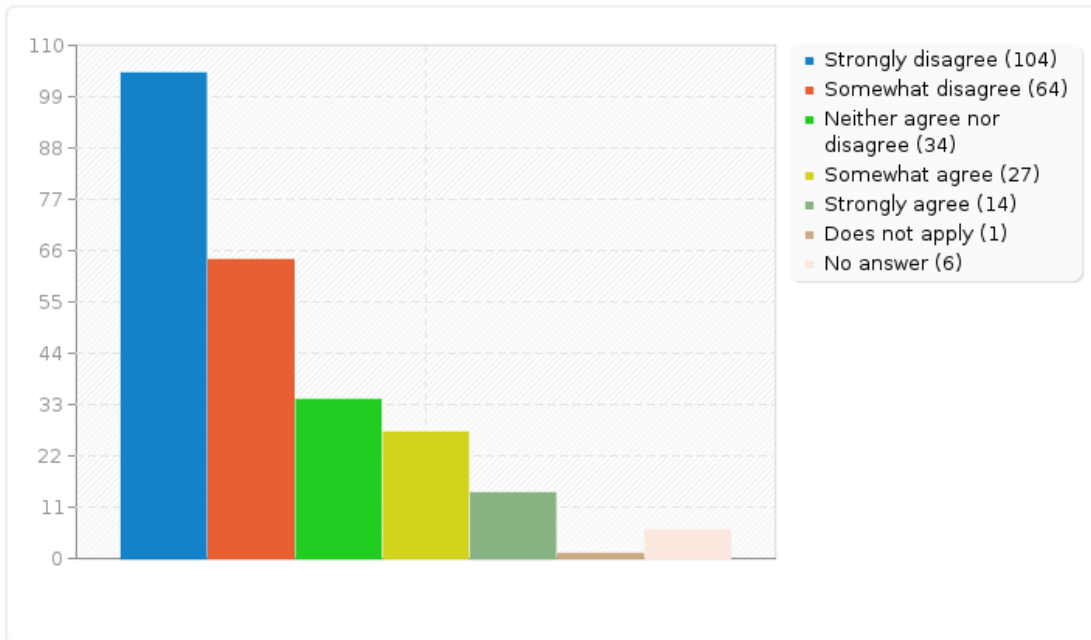
Field summary for A7

The work I do in this district is appreciated by the district administration.

Answer	Count	Percentage
Strongly disagree (1)	104	41.60%
Somewhat disagree (2)	64	25.60%
Neither agree nor disagree (3)	34	13.60%
Somewhat agree (4)	27	10.80%
Strongly agree (5)	14	5.60%
Does not apply (0)	1	0.40%
No answer	6	2.40%

Field summary for A7

The work I do in this district is appreciated by the district administration.



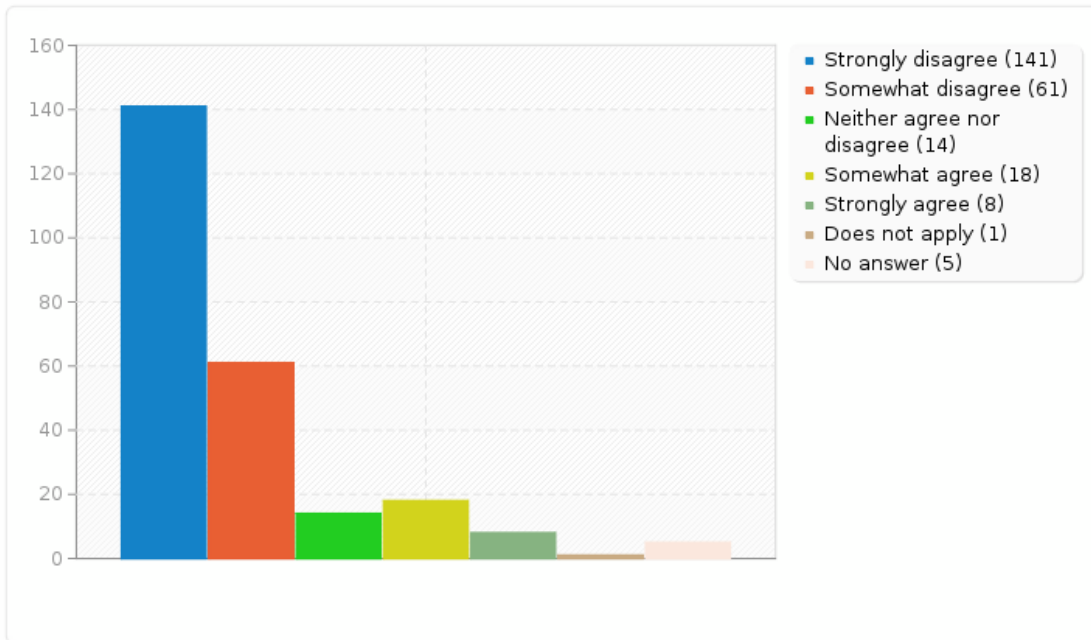
Field summary for A8

The district administration openly communicates with teachers and staff.

Answer	Count	Percentage
Strongly disagree (1)	141	56.85%
Somewhat disagree (2)	61	24.60%
Neither agree nor disagree (3)	14	5.65%
Somewhat agree (4)	18	7.26%
Strongly agree (5)	8	3.23%
Does not apply (0)	1	0.40%
No answer	5	2.02%

Field summary for A8

The district administration openly communicates with teachers and staff.



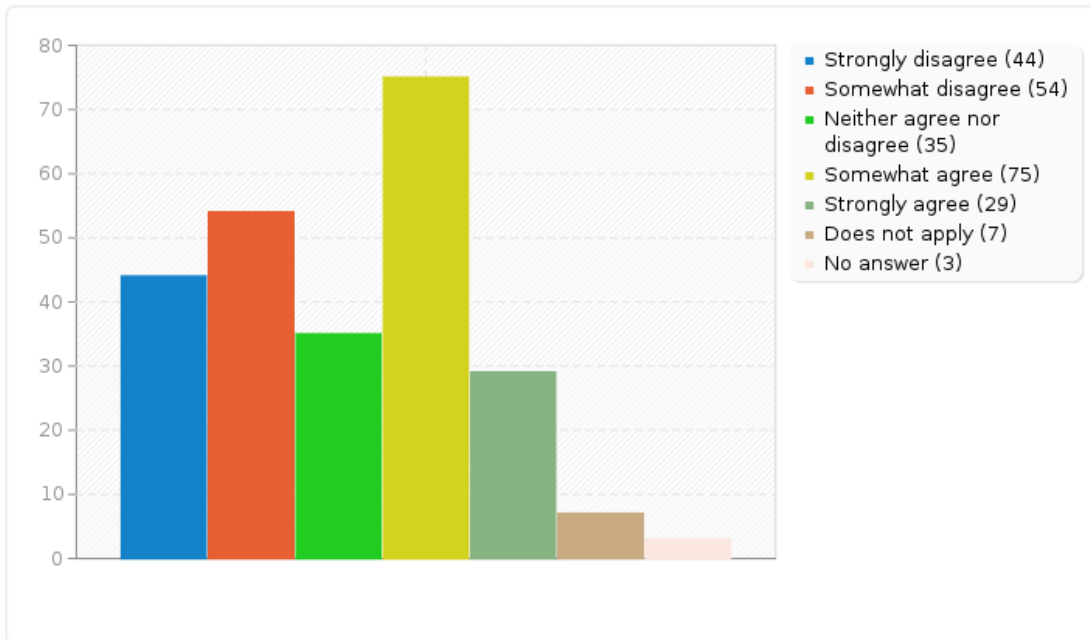
Field summary for A9

This district makes an effort to keep families informed about what's going on.

Answer	Count	Percentage
Strongly disagree (1)	44	17.81%
Somewhat disagree (2)	54	21.86%
Neither agree nor disagree (3)	35	14.17%
Somewhat agree (4)	75	30.36%
Strongly agree (5)	29	11.74%
Does not apply (0)	7	2.83%
No answer	3	1.21%

Field summary for A9

This district makes an effort to keep families informed about what's going on.



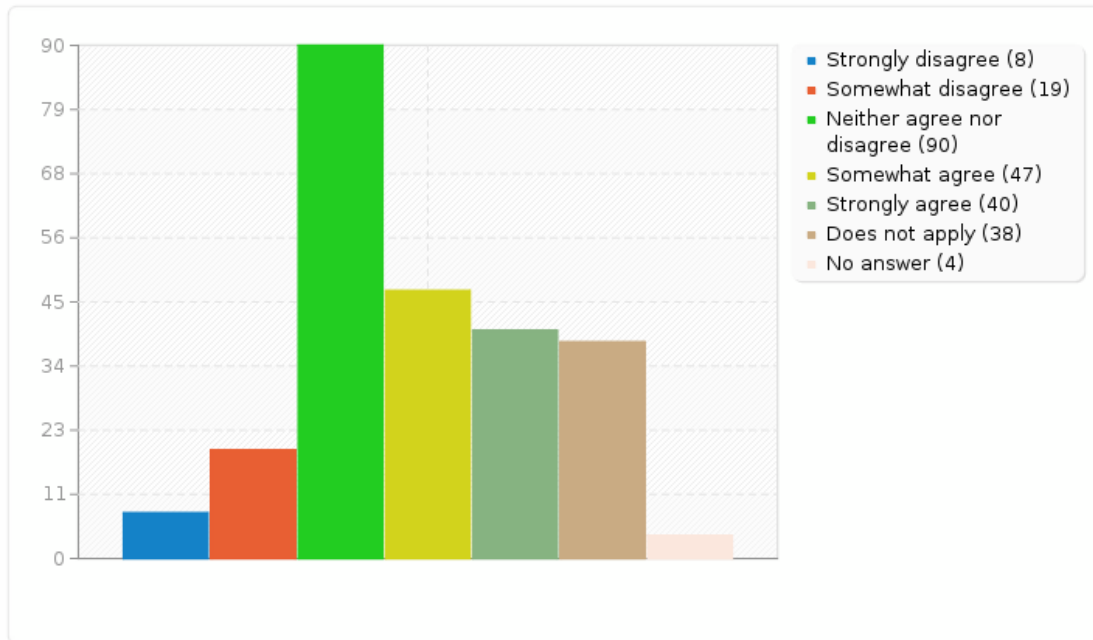
Field summary for A10

The central office district building is clean.

Answer	Count	Percentage
Strongly disagree (1)	8	3.25%
Somewhat disagree (2)	19	7.72%
Neither agree nor disagree (3)	90	36.59%
Somewhat agree (4)	47	19.11%
Strongly agree (5)	40	16.26%
Does not apply (0)	38	15.45%
No answer	4	1.63%

Field summary for A10

The central office district building is clean.



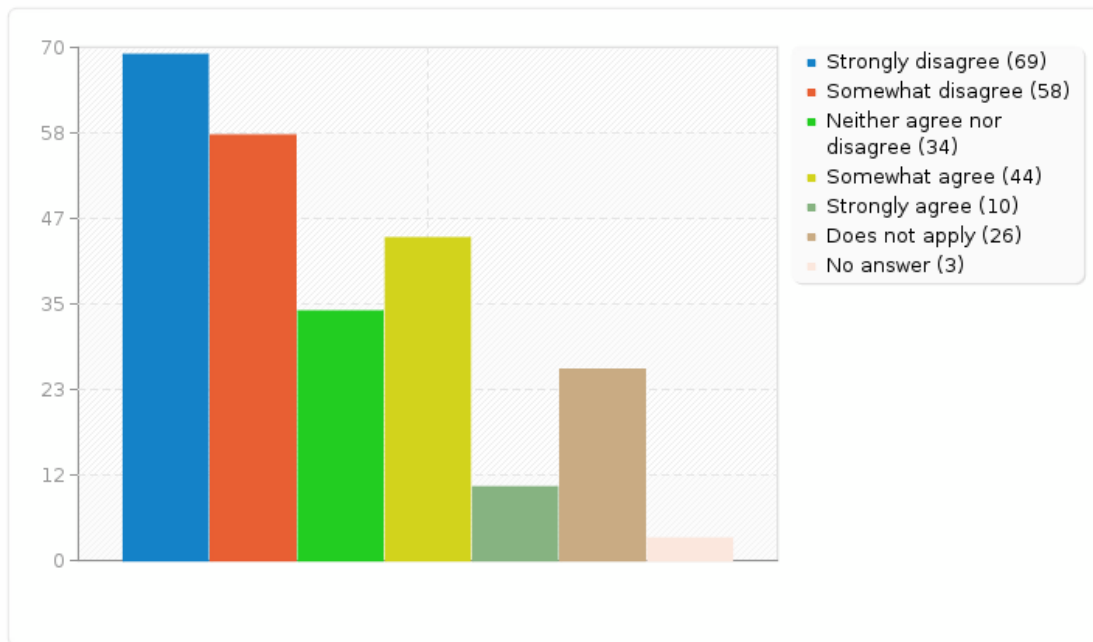
Field summary for A11

The district administration involves teachers in planning professional development activities.

Answer	Count	Percentage
Strongly disagree (1)	69	28.28%
Somewhat disagree (2)	58	23.77%
Neither agree nor disagree (3)	34	13.93%
Somewhat agree (4)	44	18.03%
Strongly agree (5)	10	4.10%
Does not apply (0)	26	10.66%
No answer	3	1.23%

Field summary for A11

The district administration involves teachers in planning professional development activities.



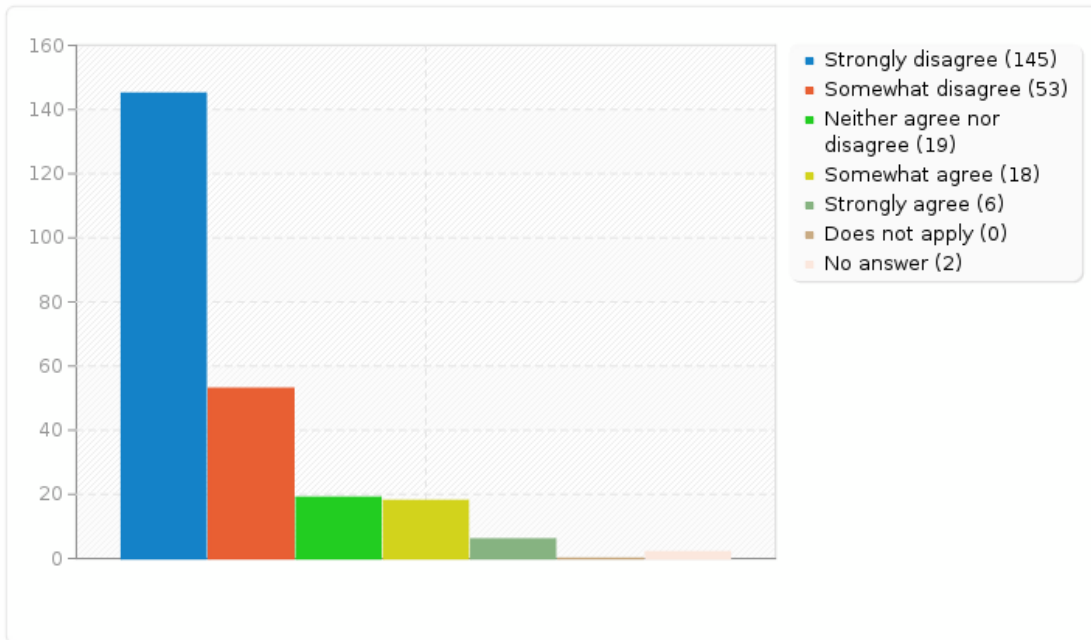
Field summary for A12

This district feels like a positive community.

Answer	Count	Percentage
Strongly disagree (1)	145	59.67%
Somewhat disagree (2)	53	21.81%
Neither agree nor disagree (3)	19	7.82%
Somewhat agree (4)	18	7.41%
Strongly agree (5)	6	2.47%
Does not apply (0)	0	0.00%
No answer	2	0.82%

Field summary for A12

This district feels like a positive community.



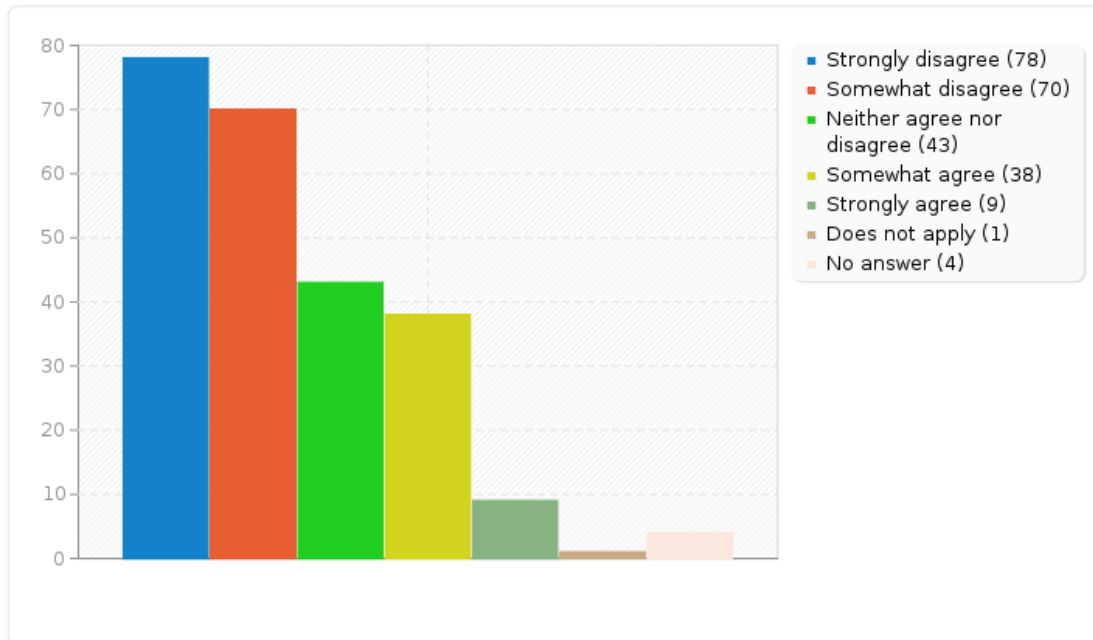
Field summary for A13

We have enough space and facilities for district activities.

Answer	Count	Percentage
Strongly disagree (1)	78	32.10%
Somewhat disagree (2)	70	28.81%
Neither agree nor disagree (3)	43	17.70%
Somewhat agree (4)	38	15.64%
Strongly agree (5)	9	3.70%
Does not apply (0)	1	0.41%
No answer	4	1.65%

Field summary for A13

We have enough space and facilities for district activities.



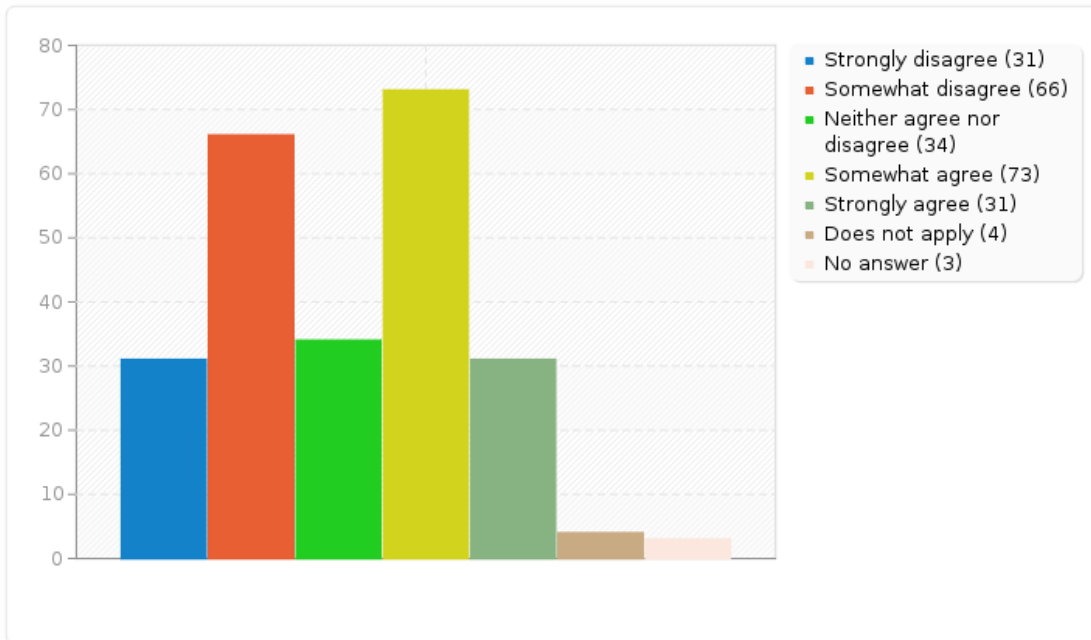
Field summary for A14

Most district staff feel physically safe in all areas of the district.

Answer	Count	Percentage
Strongly disagree (1)	31	12.81%
Somewhat disagree (2)	66	27.27%
Neither agree nor disagree (3)	34	14.05%
Somewhat agree (4)	73	30.17%
Strongly agree (5)	31	12.81%
Does not apply (0)	4	1.65%
No answer	3	1.24%

Field summary for A14

Most district staff feel physically safe in all areas of the district.



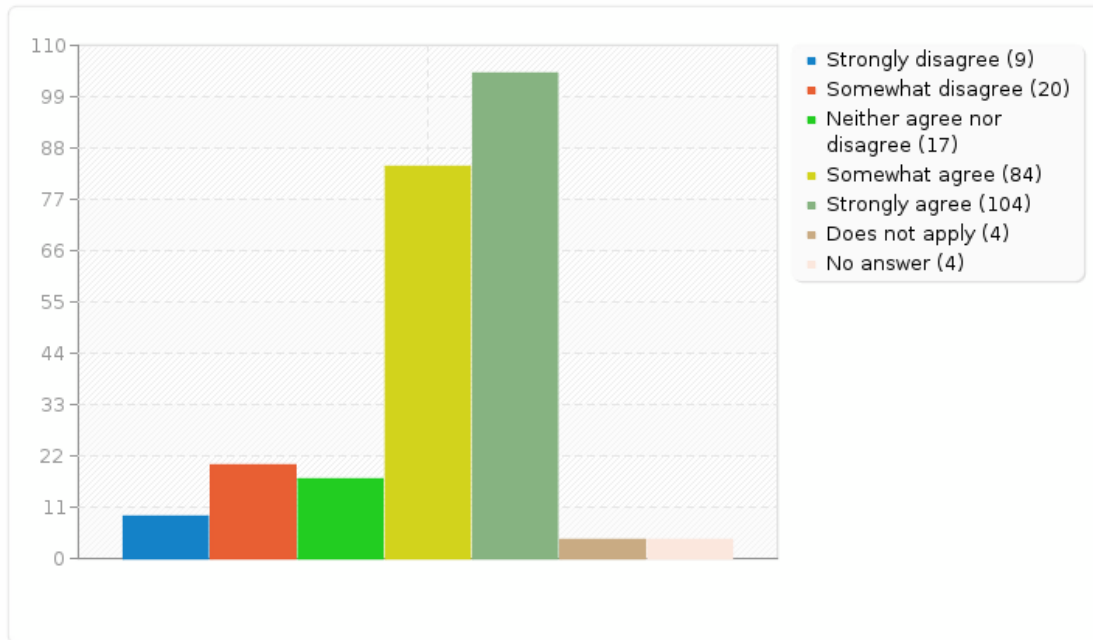
Field summary for A15

Adults in this district respect differences in students (for example, gender, race, culture, disability, sexual orientation, learning differences, etc.).

Answer	Count	Percentage
Strongly disagree (1)	9	3.72%
Somewhat disagree (2)	20	8.26%
Neither agree nor disagree (3)	17	7.02%
Somewhat agree (4)	84	34.71%
Strongly agree (5)	104	42.98%
Does not apply (0)	4	1.65%
No answer	4	1.65%

Field summary for A15

Adults in this district respect differences in students (for example, gender, race, culture, disability, sexual orientation, learning differences, etc.).



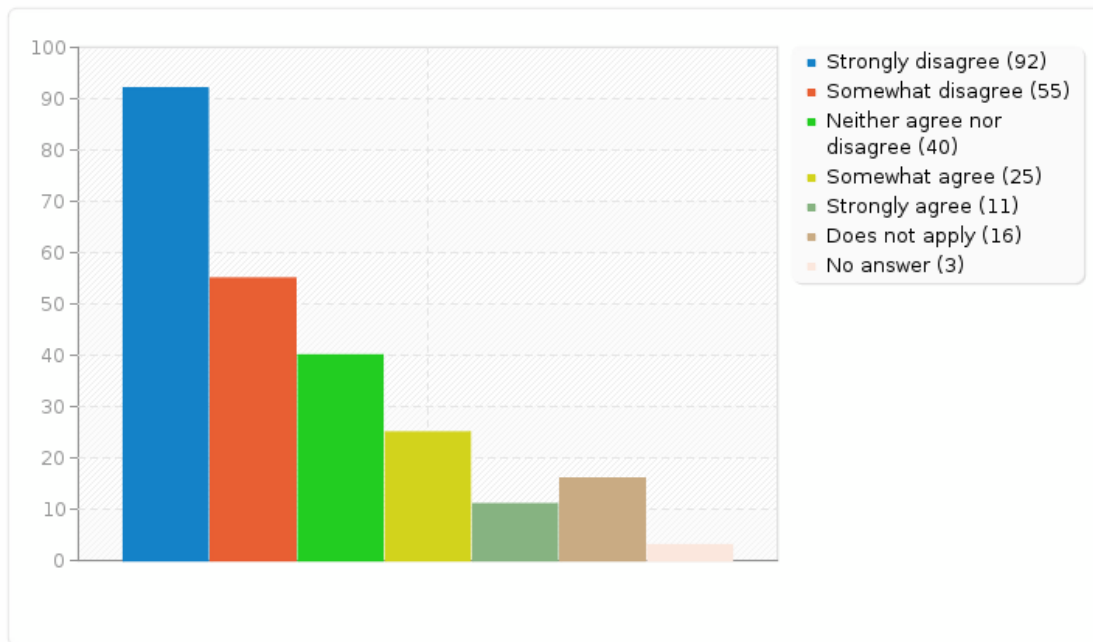
Field summary for A16

Staff in this district are comfortable sharing ideas at district meetings.

Answer	Count	Percentage
Strongly disagree (1)	92	38.02%
Somewhat disagree (2)	55	22.73%
Neither agree nor disagree (3)	40	16.53%
Somewhat agree (4)	25	10.33%
Strongly agree (5)	11	4.55%
Does not apply (0)	16	6.61%
No answer	3	1.24%

Field summary for A16

Staff in this district are comfortable sharing ideas at district meetings.



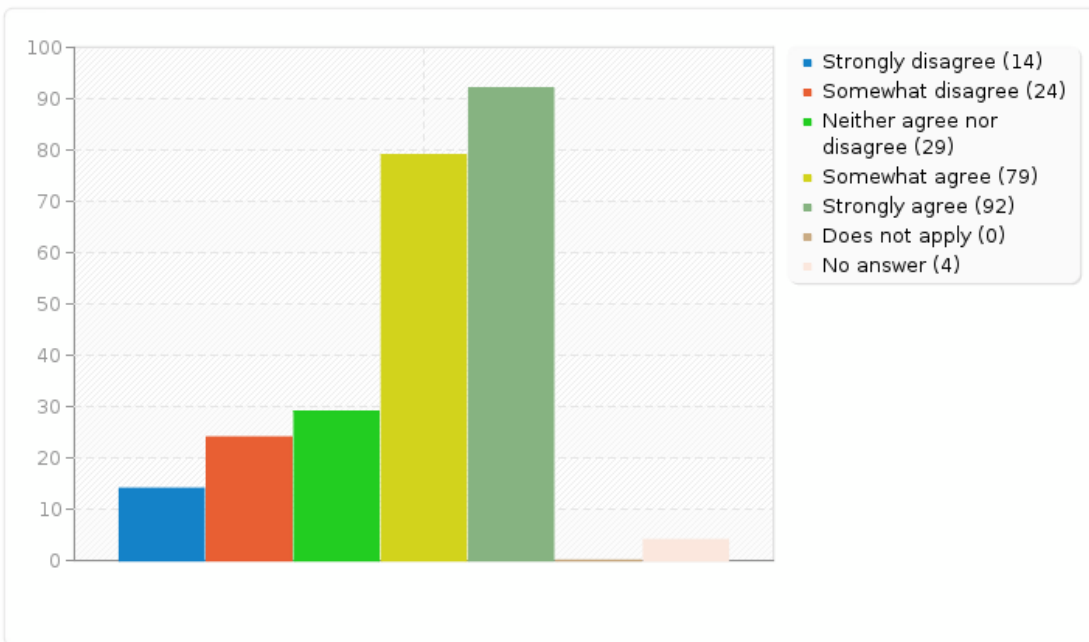
Field summary for A17

Adults in this district respect each other's differences (for example, gender, race, culture, disability, sexual orientation, learning differences, etc.).

Answer	Count	Percentage
Strongly disagree (1)	14	5.79%
Somewhat disagree (2)	24	9.92%
Neither agree nor disagree (3)	29	11.98%
Somewhat agree (4)	79	32.64%
Strongly agree (5)	92	38.02%
Does not apply (0)	0	0.00%
No answer	4	1.65%

Field summary for A17

Adults in this district respect each other's differences (for example, gender, race, culture, disability, sexual orientation, learning differences, etc.).



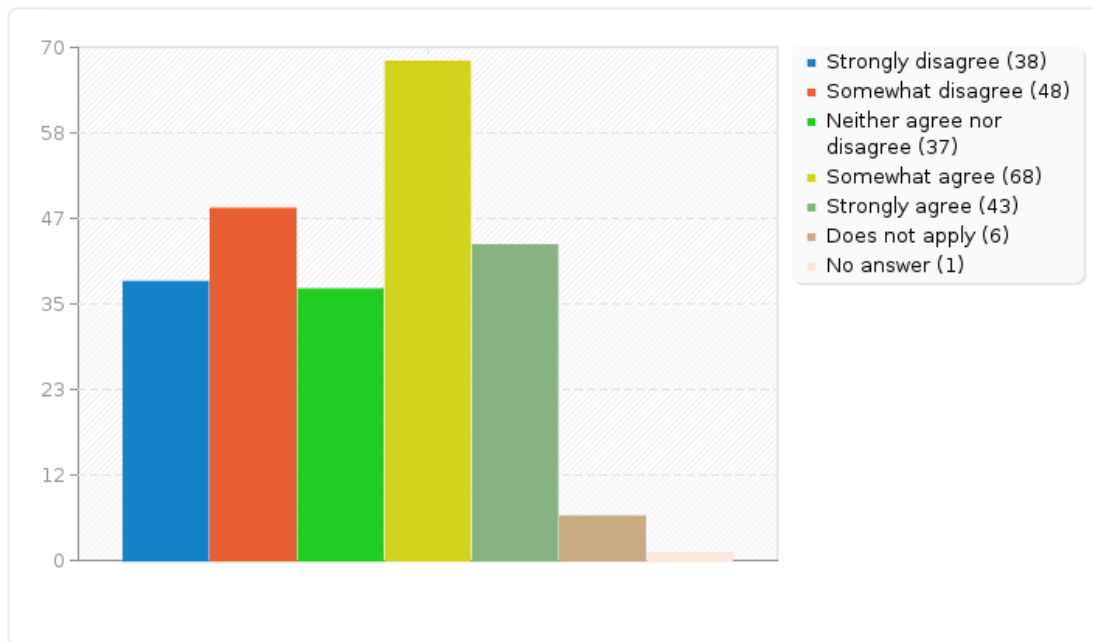
Field summary for A18

Adults in this district fairly enforce rules against physical and verbal harassment.

Answer	Count	Percentage
Strongly disagree (1)	38	15.77%
Somewhat disagree (2)	48	19.92%
Neither agree nor disagree (3)	37	15.35%
Somewhat agree (4)	68	28.22%
Strongly agree (5)	43	17.84%
Does not apply (0)	6	2.49%
No answer	1	0.41%

Field summary for A18

Adults in this district fairly enforce rules against physical and verbal harassment.



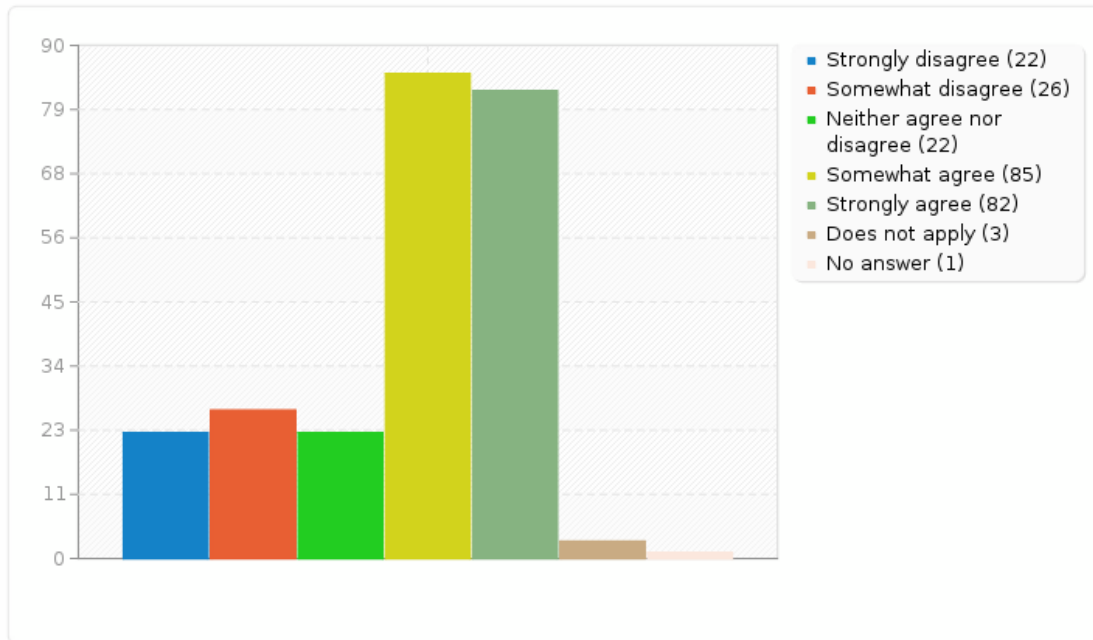
Field summary for A19

I feel good about what I accomplish as a staff member at this district.

Answer	Count	Percentage
Strongly disagree (1)	22	9.13%
Somewhat disagree (2)	26	10.79%
Neither agree nor disagree (3)	22	9.13%
Somewhat agree (4)	85	35.27%
Strongly agree (5)	82	34.02%
Does not apply (0)	3	1.24%
No answer	1	0.41%

Field summary for A19

I feel good about what I accomplish as a staff member at this district.



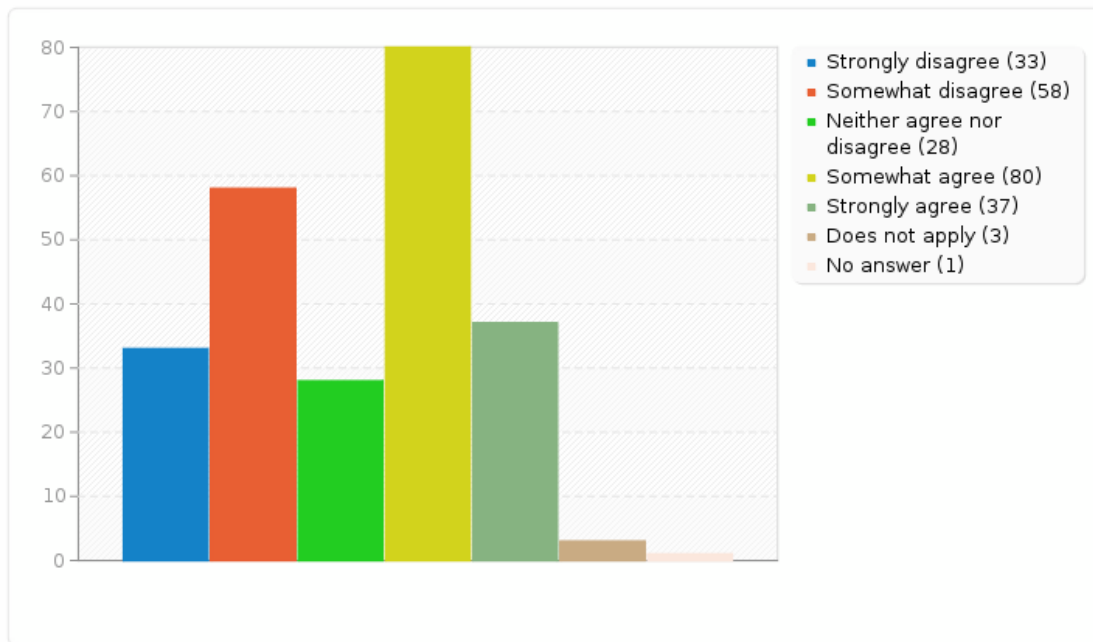
Field summary for A20

Staff in this district generally trust each other professionally regardless of personal differences.

Answer	Count	Percentage
Strongly disagree (1)	33	13.75%
Somewhat disagree (2)	58	24.17%
Neither agree nor disagree (3)	28	11.67%
Somewhat agree (4)	80	33.33%
Strongly agree (5)	37	15.42%
Does not apply (0)	3	1.25%
No answer	1	0.42%

Field summary for A20

Staff in this district generally trust each other professionally regardless of personal differences.



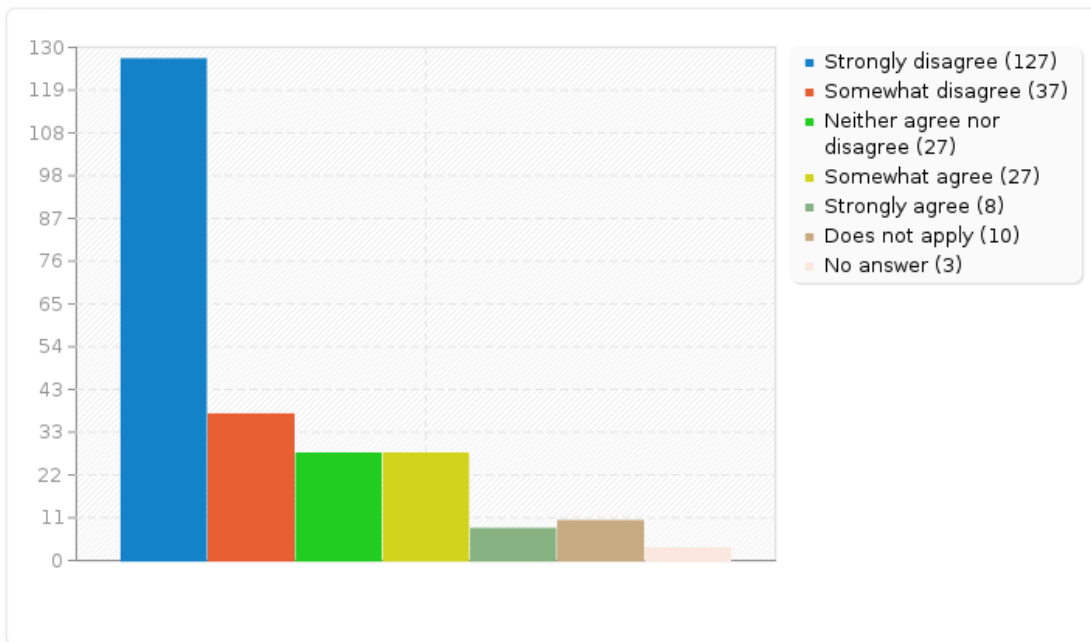
Field summary for A21

The administration at this district uses staff voice in decision-making (instruction, discipline policy, etc.).

Answer	Count	Percentage
Strongly disagree (1)	127	53.14%
Somewhat disagree (2)	37	15.48%
Neither agree nor disagree (3)	27	11.30%
Somewhat agree (4)	27	11.30%
Strongly agree (5)	8	3.35%
Does not apply (0)	10	4.18%
No answer	3	1.26%

Field summary for A21

The administration at this district uses staff voice in decision-making (instruction, discipline policy, etc.).



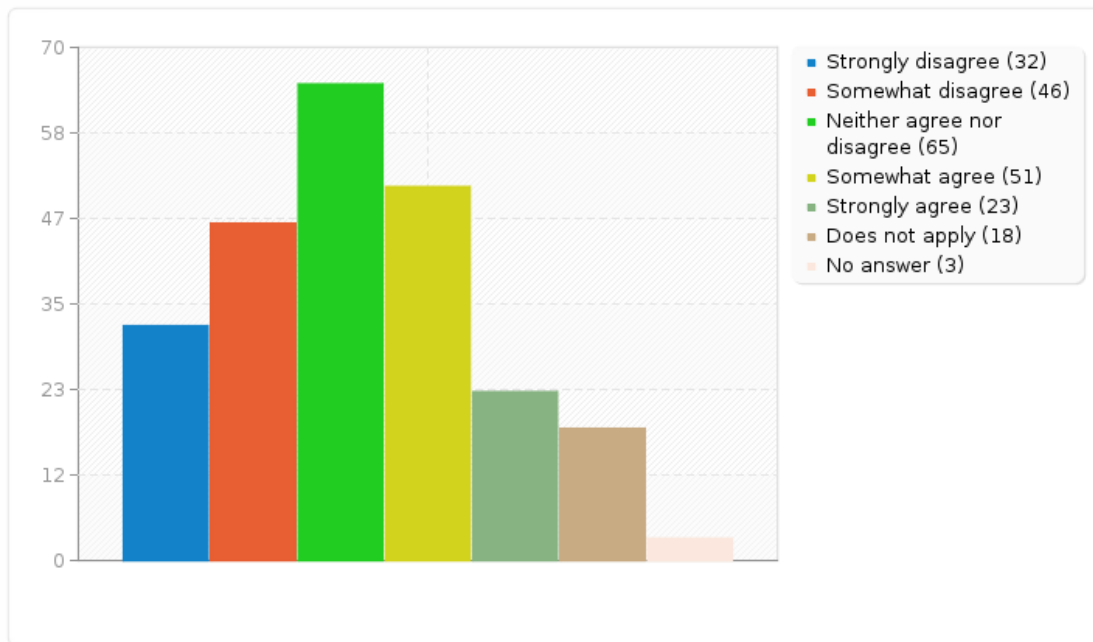
Field summary for A22

Parents and family members are made to feel comfortable talking to district staff.

Answer	Count	Percentage
Strongly disagree (1)	32	13.45%
Somewhat disagree (2)	46	19.33%
Neither agree nor disagree (3)	65	27.31%
Somewhat agree (4)	51	21.43%
Strongly agree (5)	23	9.66%
Does not apply (0)	18	7.56%
No answer	3	1.26%

Field summary for A22

Parents and family members are made to feel comfortable talking to district staff.



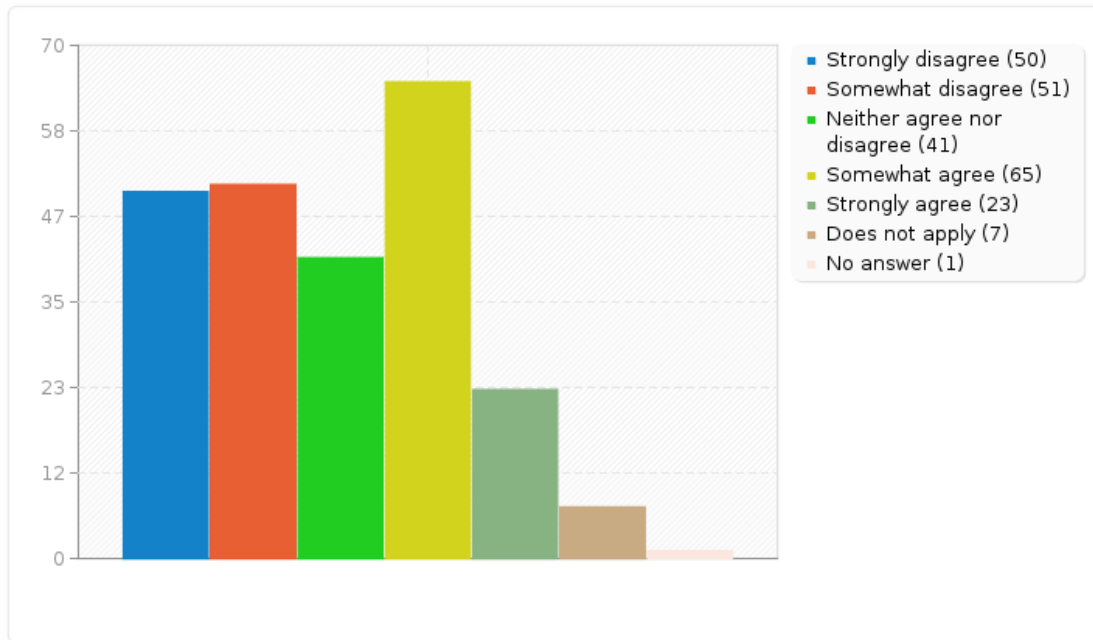
Field summary for A23

Working relationships among staff in the district make it easier to try new things.

Answer	Count	Percentage
Strongly disagree (1)	50	21.01%
Somewhat disagree (2)	51	21.43%
Neither agree nor disagree (3)	41	17.23%
Somewhat agree (4)	65	27.31%
Strongly agree (5)	23	9.66%
Does not apply (0)	7	2.94%
No answer	1	0.42%

Field summary for A23

Working relationships among staff in the district make it easier to try new things.



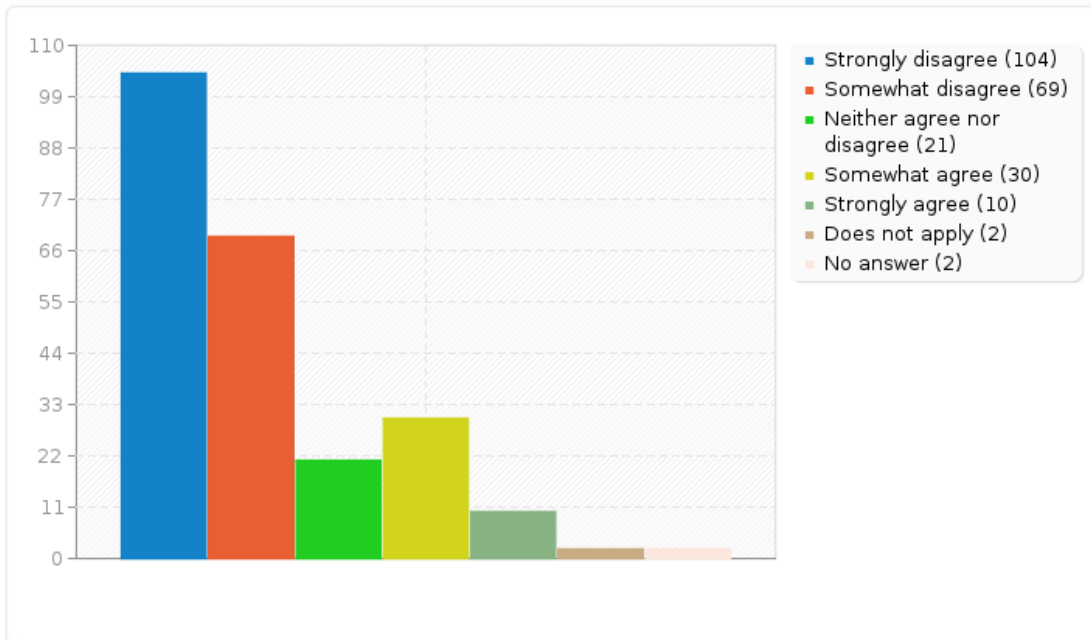
Field summary for A24

District administration effectively communicates a strong and compelling vision for the district.

Answer	Count	Percentage
Strongly disagree (1)	104	43.70%
Somewhat disagree (2)	69	28.99%
Neither agree nor disagree (3)	21	8.82%
Somewhat agree (4)	30	12.61%
Strongly agree (5)	10	4.20%
Does not apply (0)	2	0.84%
No answer	2	0.84%

Field summary for A24

District administration effectively communicates a strong and compelling vision for the district.



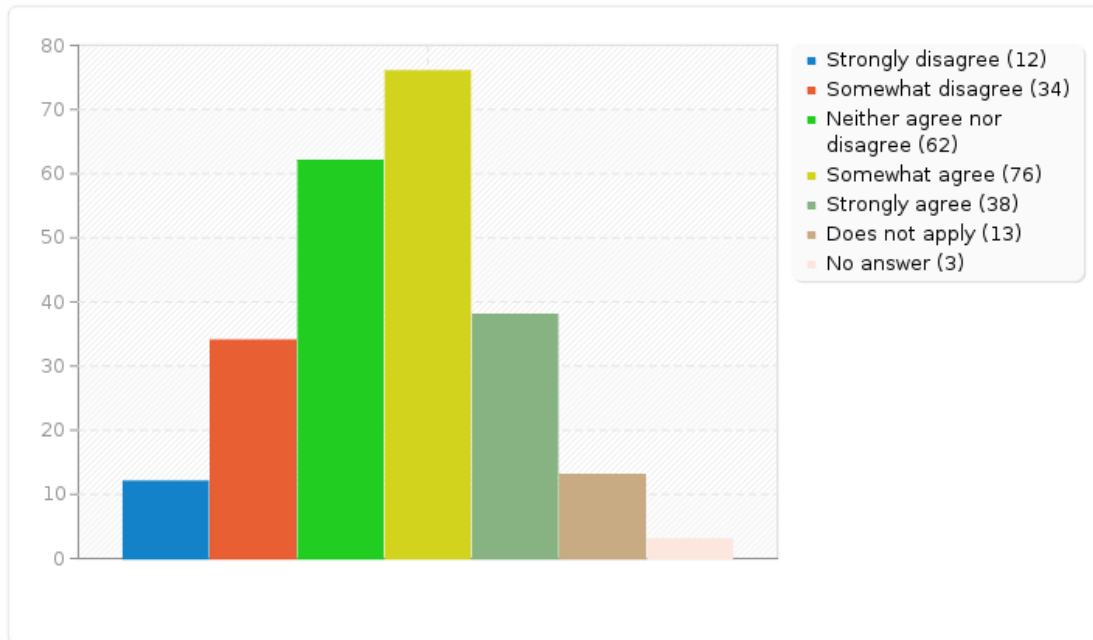
Field summary for A25

Parents/guardians are made to feel welcome at this district.

Answer	Count	Percentage
Strongly disagree (1)	12	5.04%
Somewhat disagree (2)	34	14.29%
Neither agree nor disagree (3)	62	26.05%
Somewhat agree (4)	76	31.93%
Strongly agree (5)	38	15.97%
Does not apply (0)	13	5.46%
No answer	3	1.26%

Field summary for A25

Parents/guardians are made to feel welcome at this district.



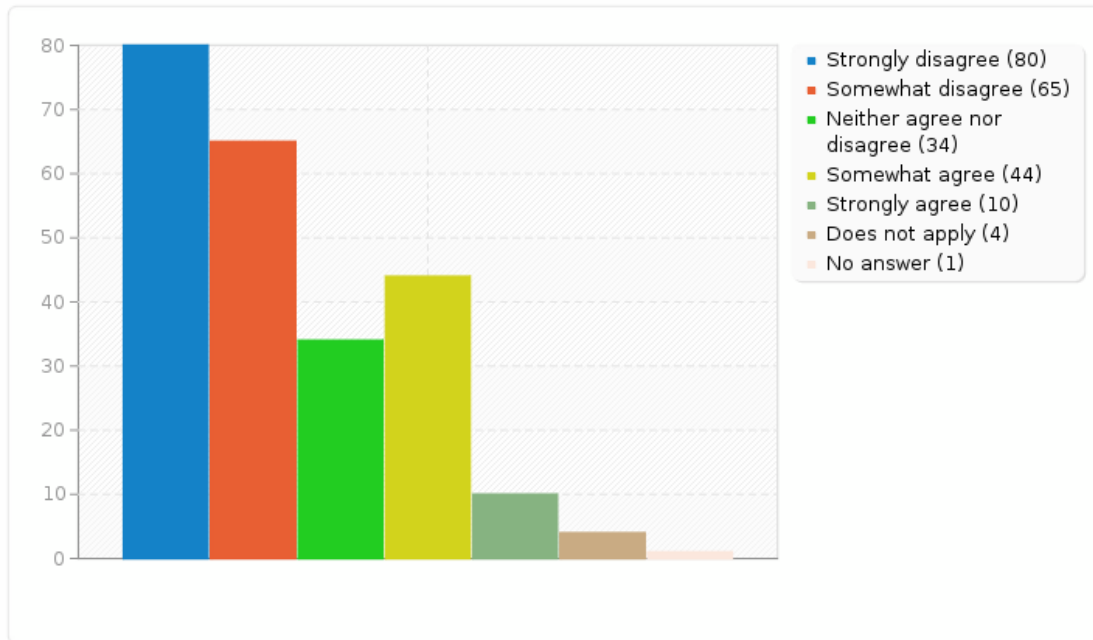
Field summary for A26

The district administration allocates resources to develop staff expertise.

Answer	Count	Percentage
Strongly disagree (1)	80	33.61%
Somewhat disagree (2)	65	27.31%
Neither agree nor disagree (3)	34	14.29%
Somewhat agree (4)	44	18.49%
Strongly agree (5)	10	4.20%
Does not apply (0)	4	1.68%
No answer	1	0.42%

Field summary for A26

The district administration allocates resources to develop staff expertise.



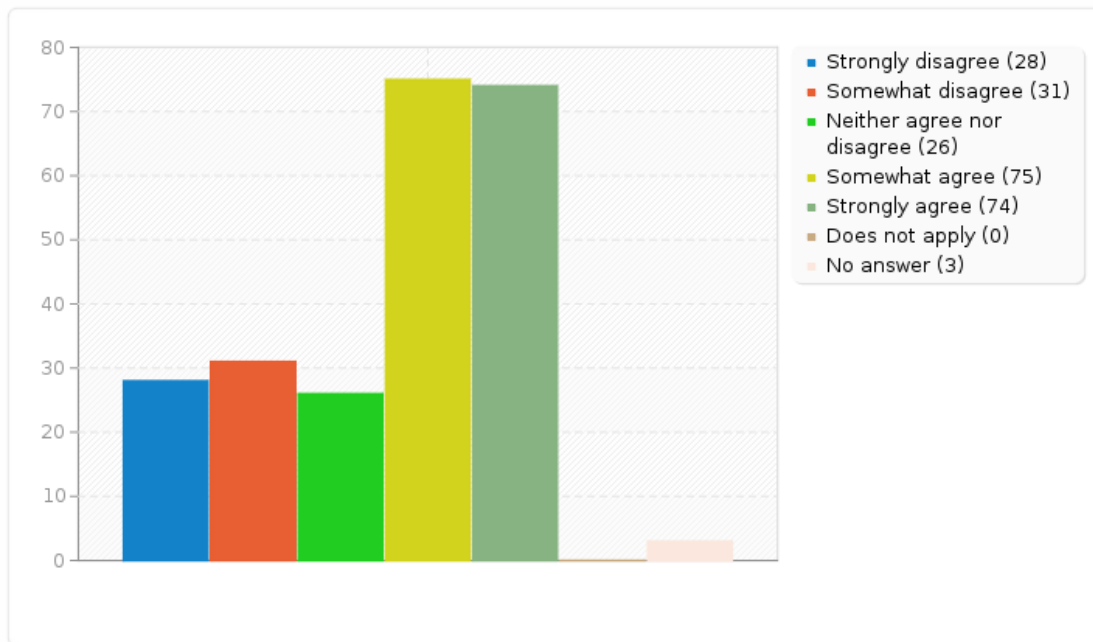
Field summary for A27

In this district, there are clear rules against insults, teasing, harassment and other verbal abuse.

Answer	Count	Percentage
Strongly disagree (1)	28	11.81%
Somewhat disagree (2)	31	13.08%
Neither agree nor disagree (3)	26	10.97%
Somewhat agree (4)	75	31.65%
Strongly agree (5)	74	31.22%
Does not apply (0)	0	0.00%
No answer	3	1.27%

Field summary for A27

In this district, there are clear rules against insults, teasing, harassment and other verbal abuse.



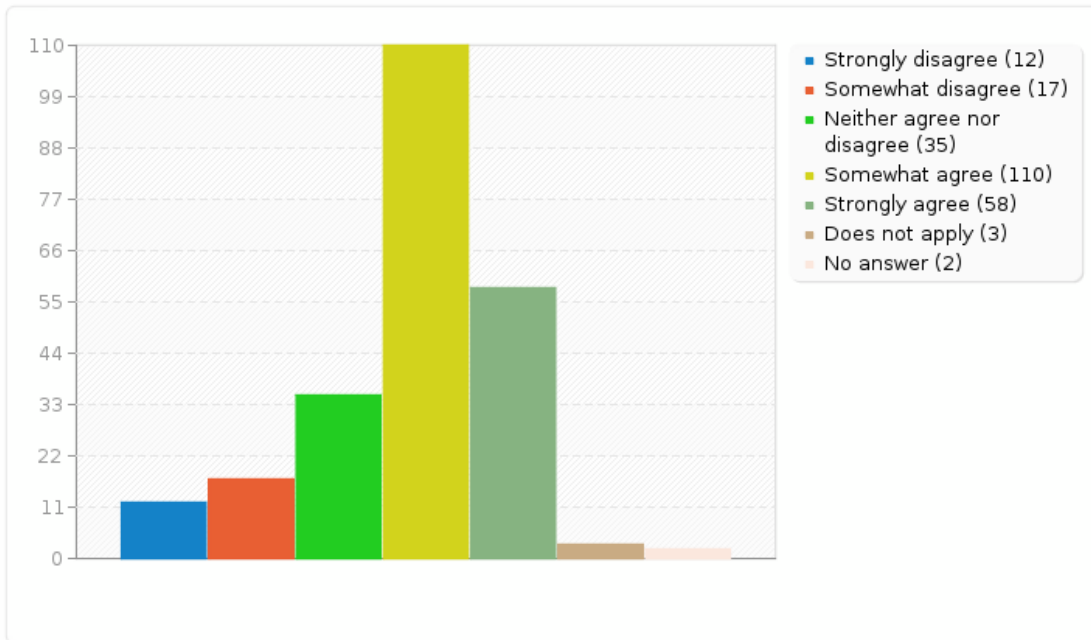
Field summary for A28

Most staff in the district are comfortable asking for help from their colleagues.

Answer	Count	Percentage
Strongly disagree (1)	12	5.06%
Somewhat disagree (2)	17	7.17%
Neither agree nor disagree (3)	35	14.77%
Somewhat agree (4)	110	46.41%
Strongly agree (5)	58	24.47%
Does not apply (0)	3	1.27%
No answer	2	0.84%

Field summary for A28

Most staff in the district are comfortable asking for help from their colleagues.



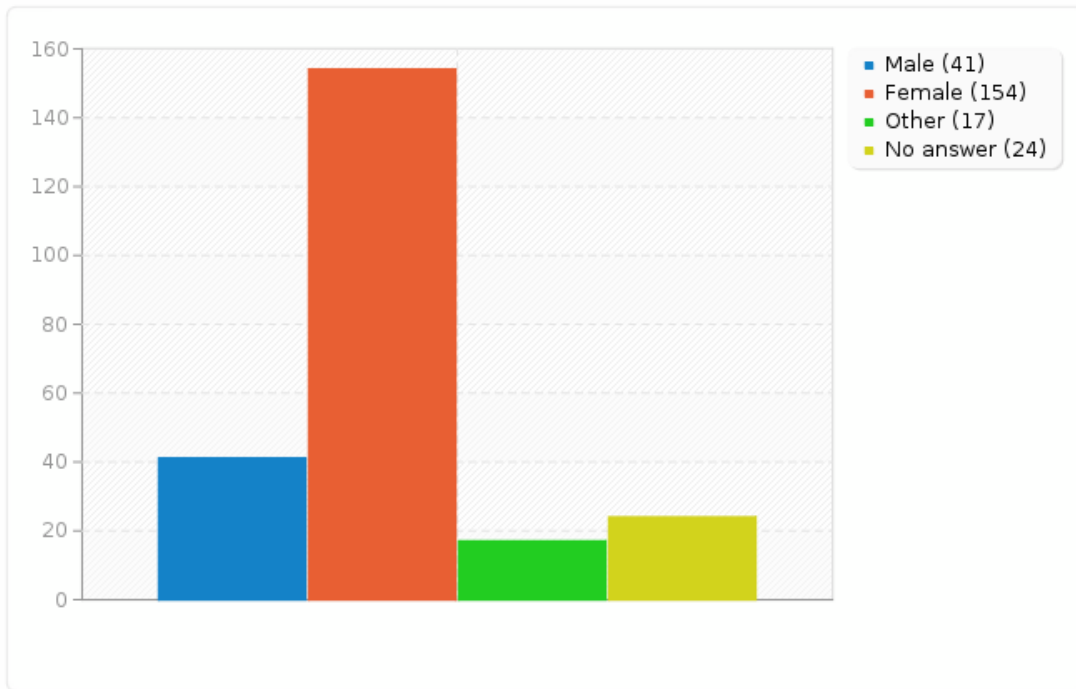
Field summary for A29

What is your gender?

Answer	Count	Percentage
Male (A1)	41	17.37%
Female (A2)	154	65.25%
Other (A3)	17	7.20%
No answer	24	10.17%

Field summary for A29

What is your gender?



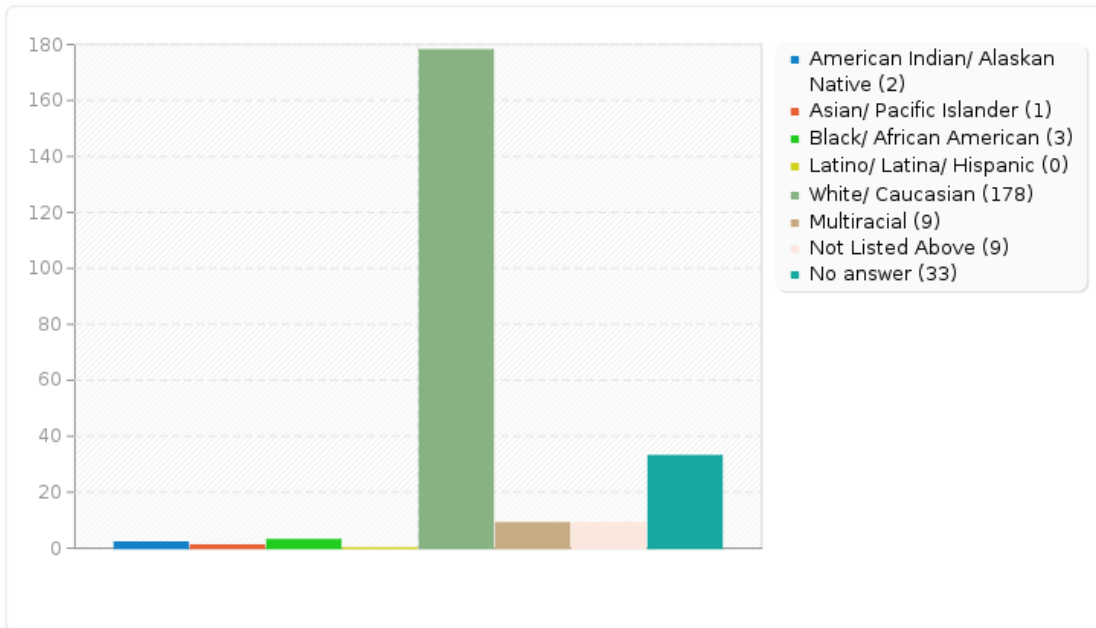
Field summary for A30

What is your race/ethnicity? Please select the category that best describes you.

Answer	Count	Percentage
American Indian/ Alaskan Native (A1)	2	0.85%
Asian/ Pacific Islander (A2)	1	0.43%
Black/ African American (A3)	3	1.28%
Latino/ Latina/ Hispanic (A4)	0	0.00%
White/ Caucasian (A5)	178	75.74%
Multiracial (A6)	9	3.83%
Not Listed Above (A7)	9	3.83%
No answer	33	14.04%

Field summary for A30

What is your race/ethnicity? Please select the category that best describes you.



Field summary for A31

What is your position?

Answer	Count	Percentage
Teacher (A1)	114	48.31%
Administrator (A2)	14	5.93%
Other professional staff (A3)	48	20.34%
Paraprofessional (A4)	20	8.47%
Non-certified support staff (e.g. security officer, cafeteria worker, bus driver, custodian, etc.) (A5)	5	2.12%
No answer	35	14.83%

Field summary for A31

What is your position?

